

2024

CDT CODES & ADA CLAIM FORM

FOLLOW THESE STEPS TO UPDATE TO THE
2024 CDT CODES AND 2024 ADA CLAIM FORM

REMINDER:

We recommend waiting to run this tool until after you have seen your last patient in 2023. This prevents 2024 codes from accidentally being sent on claims or the 2024 form from being used for printed claims.

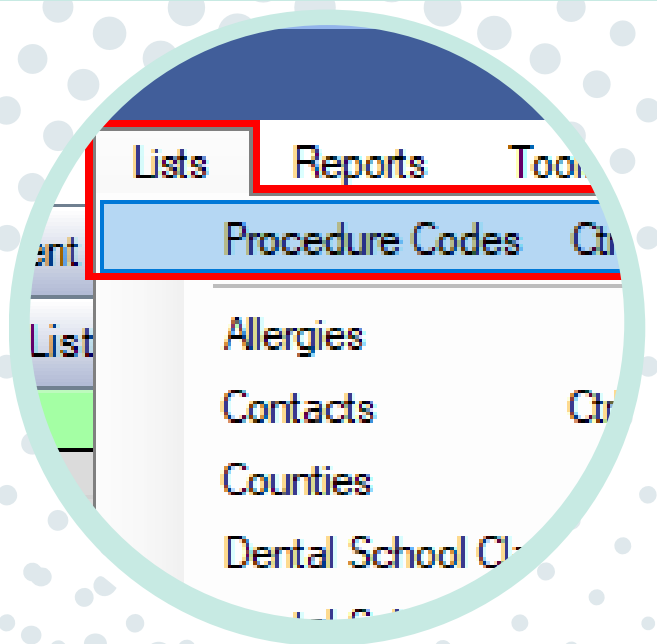
Using Version: 23.2.23

Check for Updates

1. UPDATE OPEN DENTAL

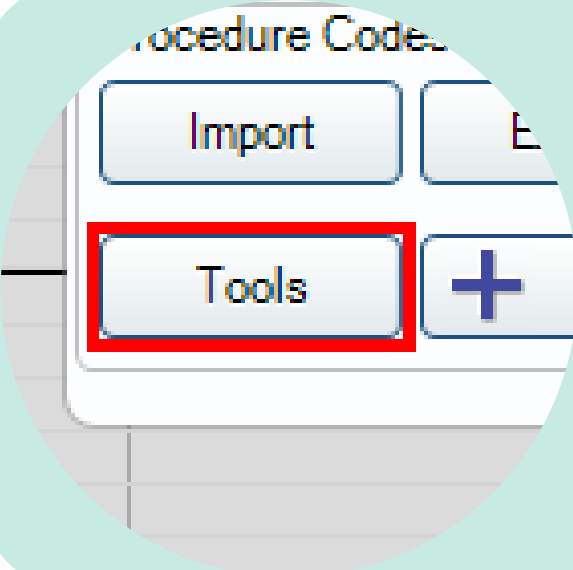
2024 CDT Codes are available in Open Dental version 23.2.27 or greater.

2. GO TO THE PROCEDURE CODE LIST



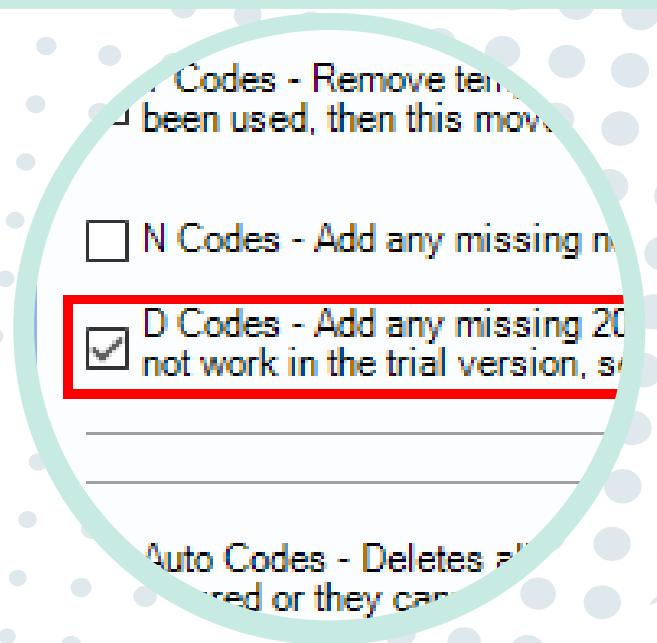
3. CLICK "TOOLS"

Users must have the *Procedure Code Edit* and *Security Admin* permissions to access these tools.



4. CHECK "D CODES"

Leave all other boxes unchecked.



with D codes.

Run Now

5. CLICK "RUN NOW"

Click through the prompts indicating codes have been updated.

comprehen
images

2024 CDT codes are downloaded. If the 2019 ADA claim form was the default, it is switched to the 2024 ADA claim form. Any insurance plans using the ADA 2019 form are reassigned to the ADA 2024 form.